














Year 1 Autumn

	Week 1	Week 2	Week 3	Week 4	Week 5	Week 6	Week 7	Week 8	Week 9	Week 10	Week 11	Week 12	Week 13
Grammar and Punctuation	 Composing a sentence orally before writing it. Capital letters. Words containing each of the 40+ phonemes taught. Sequencing sentences to form short narratives.	 Sequencing sentences to form short narratives. Words containing each of the 40+ phonemes taught. I can write simple sentences dictated by the teacher.	 Words containing each of the 40+ phonemes taught. I can write simple sentences	 Common exception words I can read words with double consonants	 I can read words with double consonants. Capital letters for names and pronoun 'I.' Begin to punctuate sentences using a capital letter and a full stop.	 Begin to punctuate sentences using a capital letter and a full stop. Separation of words with spaces.	 How words can be combined to make sentences. Joining words and clauses using 'and' Sequencing sentences to form short narratives.	 Separation of words with spaces. Introduction to capital letters, full stops, questions marks and exclamation or command sentences.	 Expanded noun phrases to describe and specify, e.g., the blue butterfly. Subordination (using when, if, that, or because) and co-ordination (using or, and, or but).	 Regular plural noun suffixes –s or –es [for example, dog, dogs; wish, wishes], including the effects of these suffixes on the meaning of the noun. Suffixes that can be added to verbs where no change is needed in the spelling of root words (e.g., helping, helped, helper)	 How words can be combined to make sentences. Joining words and joining clauses using 'and.' Sequencing sentences to form short narratives.	 Separation of words with spaces. Introduction to capital letters, full stops, question marks and exclamation marks to demarcate sentences. Capital letters for names and for the personal pronoun 'I.'	Christmas themed writing activities.
Handwriting	Letter Formation- •sit correctly at a table, holding a pencil comfortably and correctly begin to form lower-case letters in the correct direction, starting and finishing in the right place. • form capital letters • form digits 0-9 • understand which letters belong to which handwriting 'families' and to practice these.												
Read, Write Inc													
Class reading books	<h2 style="margin: 0;">Reading for Pleasure</h2>												
Writing outcomes	Super Milly: Letters of encouragement; a retelling; song lyrics and job applications. Final outcome: alternative character version			So much- Performance/narrative poetry. Final outcome: own version narrative poem.			Naughty Bus- Letters, diaries, sequels, non-chronological reports Final outcome: Own adventure story			The Polar Express Final outcome: An own version narrative (in the form of a retelling in a Christmas card for Year 1)			
Writing Sequence	Lesson 1. I can use conjunctions to join ideas. Lesson 2.	Lesson 1. I can sequence events from a story in my own words.	Lesson 1. I can role play my ideas. Lesson 2.	Lesson 1. I can read and write some common exception words.	Lesson 1. I can read and write simple sentences. Lesson 2.	Lesson 1 and 2. I can plan my own verse of a poem. Lesson 3.	Lesson 1. To make simple predictions using clues. Lesson 2.	Lesson 1. To sequence events in a narrative. Lesson 2.	Lesson 1. To explore new settings for a character. Lesson 2.	Lesson 1. To participate in small groups, class, offering their own ideas, Lesson 2.	Lesson 1. I can write simple phrases and sentences using 'because.' Lesson 2.	Lesson 1. I can listen to a poem and talk about what it means. Lesson 2.	

	<p>I can write a capital letter for the first letter in my name.</p> <p>Lesson 3. I can use phonics to spell.</p>	<p>Lesson 2. I can sing with others.</p> <p>Lesson 3. I can use phonics to spell.</p> <p>Lesson 4. I can write simple sentences.</p>	<p>I can write simple sentences.</p> <p>Lesson 3 I can write sentences for my friends to read.</p>	<p>Lesson 2. I can role play a story.</p> <p>Lesson 3. I can record thoughts and feelings.</p> <p>Lesson 4. I can read and write words with double consonants.</p>	<p>I can perform a poem.</p> <p>Lesson 3. I can write captions to describe my pictures.</p> <p>Lesson 4. I can use verbs to write a simple sentence.</p>	<p>I can publish my poem.</p> <p>Lesson 4. I can perform my poem to the class.</p>	<p>To write a sentence with a capital letter and a full stop.</p> <p>Lesson 3. To orally rehearse using 'and' or 'but' within a sentence.</p> <p>Lesson 4. To identify words with 'ay' phoneme.</p>	<p>To write in the first person To name and spell the days of the week.</p> <p>Lesson 3. To use listening to identify clues. To collect evidence</p> <p>Lesson 4. To plan an own version narrative.</p>	<p>To use adjectives to add detail about a named object.</p> <p>Lesson 3. To sequence sentences to form a short narrative.</p> <p>Lesson 4. To work together to plan writing/independent writing.</p>	<p>using recently introduced vocabulary.</p> <p>Lesson 2. I can use the past tense.</p> <p>Lesson 3. I can talk about my ideas and use new words.</p> <p>Lesson 4. I can write a story.</p>	<p>I can write a Christmas greeting card.</p> <p>Lesson 3. I can use phonics to write my ideas.</p> <p>Lesson 4. To talk about the meanings in a poem.</p>	<p>I can perform a poem, working in a group.</p> <p>Lesson 3. I can plan my own Christmas Card Greeting.</p> <p>Lesson 4. Independent Write.</p>	
--	--	---	---	---	--	---	---	---	---	--	--	--	--